

# Herbert Hoover

National Park Service  
U.S. Department of the Interior

National Historic Site  
Iowa



## JUNIOR RANGER ACTIVITY BOOK



My name is \_\_\_\_\_.

I am \_\_\_\_\_ years old.




# Be a Junior Ranger

## Who are Junior Rangers?

Junior Rangers are important people who help Park Rangers with their jobs. A Junior Ranger at Herbert Hoover National Historic Site will:

- Explore Herbert Hoover National Historic Site safely and responsibly.
- Learn about Herbert Hoover and his home town of West Branch.
- Protect Herbert Hoover National Historic Site and other National Parks.



## Earn your Junior Ranger Badge

Using your Activity Book:

1. Complete Activity 1 on page 4.
2. In addition to Activity 1, complete the number of activities required for your age. If you are:
  - 5 to 7 years old... complete 4 activities.
  - 8 to 10 years old... complete 6 activities.
  - 11 years old and older... complete 9 activities.
3. Ask a Park Ranger at the Visitor Center to check your Activity Book when you are done.



## Who was Herbert Hoover?

Herbert Hoover was the 31st President. As a child in West Branch, Iowa, he learned the importance of family, hard work, and education. He also believed in honesty, fairness, and peace.

While visiting Herbert Hoover National Historic Site, think about how these values helped him grow up to become a successful businessman, a world humanitarian, and a President of the United States.



Herbert Hoover (on the right) with a Park Ranger in Yellowstone National Park.

## What is Herbert Hoover National Historic Site?

Herbert Hoover National Historic Site is a national park. There are more than 400 National Parks in the United States.

As you explore this park:

- Know the rules and how to be safe.
- Use the park map and guide, exhibits, film, and mobile app to learn more about Herbert Hoover.
- Ask a Park Ranger if you have a question or need help.



# Get Started

---

## Activity 1: Watch the film and explore the exhibit at the Visitor Center

The Visitor Center is where people find information and plan their visit. There is a 12-minute film and an exhibit about Herbert Hoover.



*Watch the film. Mark “T” for the sentences that are true and “F” for the sentences that are false.*

1. Herbert Hoover was the 31st President. \_\_\_\_\_
2. Herbert’s nickname was Herbie. \_\_\_\_\_
3. The Hoovers’ religion was Quaker. \_\_\_\_\_



*Find the answers to these questions in the exhibit at the Visitor Center.*

4. Find and list two objects in the exhibit that used to belong to the Hoover family.  
\_\_\_\_\_

5. What year did the Hoovers move into a larger home?  
\_\_\_\_\_

6. What degree did Herbert Hoover earn at Stanford University? Circle one.

A. Physics      B. History      C. Geology



## Activity 2: Interview a Park Ranger

Park Rangers answer questions, patrol, and clean up. Their green and grey uniforms make them easy to find.



*Find a Park Ranger and ask the following questions to learn about rangers and their jobs.*

1. What is your name?

---

2. What is your job?

---

3. Have you worked at other National Parks? Which ones?

---

4. What do you most respect about Herbert Hoover? Why?

---

5. What can I do to help the National Parks?

---





# Explore the Park

## Activity 3: Go on a Scavenger Hunt

Junior Rangers learn about the National Parks they visit. The more they learn, the better they can help Park Rangers care for the parks.



*Find at least 10 of these 15 items.*

*Are you 8 or younger? Place an X over each item as you find it.*

*Are you 9 or older? Write the number of the item on the map where you found it.*

1



Privy

2



Rocking Chair

3



Quilt

4



Iowa Award

5



Globe

6



Wagon Wheel

7



Horseshoe

8



Stove

9



Hitching Post

10



Indian Clubs

11



Clothesline

12



Boulder

13




Sign Post

14



Marble Block

15



Water Pump









# Family

.....

## Activity 4: Visit the Birthplace Cottage

Family was important to the Hoovers. Being part of a family means you take care of each other. Each of the Hoovers did his or her share of the house work.



*Imagine you have to do the chores listed below. Look around for items that can be used to do them. List the items and write how each chore helps everybody in the family.*

Chore:	Item:	How it helps the family:
Sweep the floor		
Dry clothes		

**Do you have chores at home? What are they and how do they help your family?**

---

---

---

---





## Activity 5: Visit the Blacksmith Shop

Herbert Hoover's father was a blacksmith. His father worked hard to make, fix, and sell things that other people could use. When Herbert grew up, he worked hard to serve other people as an engineer, humanitarian, and as President of the United States.



*Find and draw an item that you see in the Blacksmith Shop. Then write why you think this item is important to make or how it was used.*



---

---

---

---

---

**How can you be of service to others? Is there something you can make or do that helps other people?**

---

---

---

---



# Education

---

## Activity 6: Visit the Schoolhouse

Herbert Hoover believed education helped him become successful. The education Herbert received in his West Branch school allowed him to later attend Stanford University.



*Look around the Schoolhouse. Answer the questions about what it was like when Herbert went to school in the 1800s and what it is like for you today.*

Question:	For Herbert:	For Me:
How is the school heated in the winter months?		
Where does the teacher sit?		
What is used to complete homework?		
Which famous people are learned about?		
Which subjects are taught?		



## Activity 7: Visit the Friends Meetinghouse

Herbert Hoover and his family were Quakers. They worshipped at the Friends Meetinghouse twice a week. Quakers believed in living simply, being honest, treating others fairly, and avoiding violence. Herbert Hoover's Quaker values led him to help millions of people around the world who needed food.



*Write down one question you have about the Friends Meetinghouse. Try to find the answer by reading the signs or brochures, by using the mobile app, or by asking a Park Ranger.*

**Question:**

**Answer:**

**Do you believe in living simply, being honest, treating others fairly, or avoiding violence? From where or whom did you learn it?**

---

---

---

---





# Caring for Others

---

## Activity 8: Visit the Statue of Isis

At the start of World War I, Herbert Hoover quit a successful career as a mining engineer to provide food relief to the war-torn country of Belgium. As a thank you for his help, the people of Belgium gave him this Statue of Isis. The artist chose Isis, the ancient Egyptian goddess of life, as a symbol of the lives Herbert Hoover saved.



*President and Mrs. Hoover chose this spot to place the statue. Look in the same direction that Isis is facing and draw the scene before you.*

**If you were going to give a gift to someone who helped you, what would you give?**

---

---

---



## Activity 9: Visit the Tallgrass Prairie

Herbert Hoover loved being outdoors. He believed in conserving natural resources by protecting or not wasting them. He created many National Parks when he was President. This Tallgrass Prairie is a symbol of his commitment to conservation.



*Stand on the observation deck at the Tallgrass Prairie. Look, listen, and feel what is around you, then write or draw what you saw, heard or felt.*

**Look:**

**Listen:**

**Feel:**

**Do you think it is important to conserve this Tallgrass Prairie? Why?**

---

---

---



# Accomplishments

---

## Activity 10: Visit the Gravesite of President and Mrs. Hoover

Herbert Hoover went from being a boy in a small two-room cottage to the 31st President of the United States. After he died, thousands of people watched as he was buried here. From the gravesite, they could see the house where he was born.



*Think about Herbert Hoover's accomplishments, or the important things he did during his long life, and then answer the questions below.*

1. What important things would you like to accomplish?

---

---

---

---

2. Herbert Hoover once said: *"In no other land could a boy from a country village, without inheritance or influential friends, look forward with unbounded hope."* What do you think he meant?

---

---

---

---



# Herbert Hoover National Historic Site Junior Ranger

Congratulations to

---

who has successfully completed the requirements to become a  
Junior Ranger at Herbert Hoover National Historic Site.


## Junior Ranger Pledge

As a Junior Ranger, I promise to  
preserve, protect, and teach others about  
Herbert Hoover National Historic Site.



---

Park Ranger



---

President Herbert Hoover

Herbert Hoover National Historic Site  
110 Parkside Drive, P.O. Box 607  
West Branch, Iowa 52358

[www.nps.gov/herberthoover](http://www.nps.gov/herberthoover)



#### ACKNOWLEDGEMENTS

*Special thanks to Kyle Romero and Maria Lorena Padron, who volunteered time to write and design this activity book, and to visitors whose donations made printing it possible. Sheila Edwards took the cover photograph, featuring Junior Rangers Gloria and Lake Edwards. Other photos and illustrations are credited to Linda Staats and National Park Service staff. The archival photo on page 3 appears courtesy of Herbert Hoover Presidential Library and Museum.*