

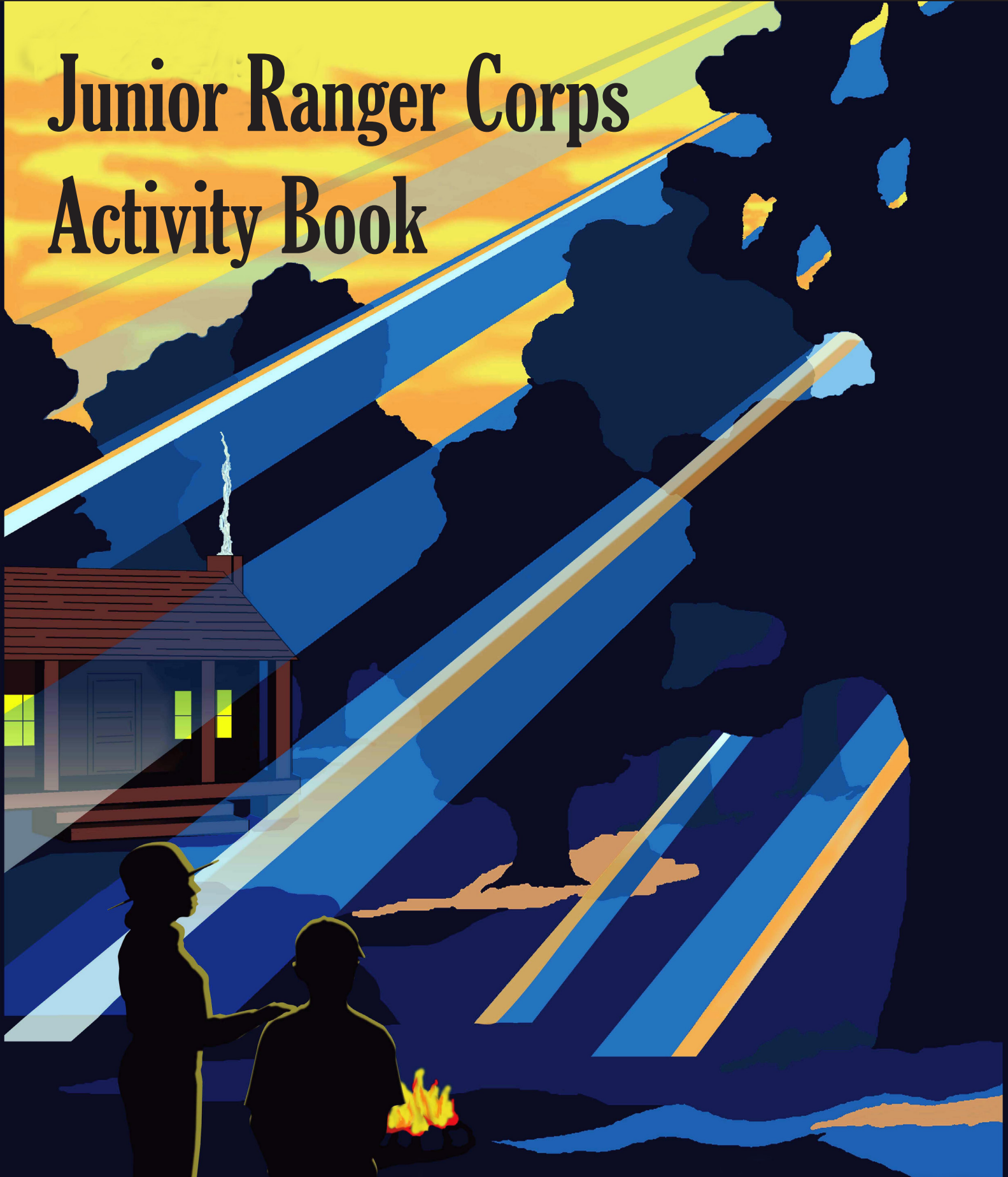
Prince William Forest Park

National Park Service
U.S. Department of the Interior




Prince William Forest Park
18100 Park Headquarters Road
Triangle, VA 22172

Junior Ranger Corps Activity Book



Discover Prince William Forest Park



Established in 1936 as Chopawamsic (*chop-ah-wahm-sick*) Recreation Demonstration Area, Prince William Forest Park protects over 12,000 acres of forest as well as numerous historical cabins built by the Civilian Conservation Corps in the 1930s to provide children just like you with the opportunity to camp in a national park! With over 37 miles of trails running through the park, there is a lot to explore, learn, and protect here. By becoming a Junior Ranger at Prince William Forest Park, you are promising to help care for and protect all of the resources and stories of our national parks.



Ranger Rules:

1. Always stay on trails and try not to climb on rocks or logs in the forest.
2. Never feed animals in the forest.
3. Pack out any trash with you to throw away in the dumpsters.
4. You can pick up rocks and leaves on the ground to look at them, but make sure to put them back where you found them before you leave.
5. Keep all pets on a leash at all times.
6. Finally, bring water on your hikes and protect yourself by wearing sunscreen and insect repellent.

Junior Ranger Guide

People of all ages can become junior rangers at Prince William Forest Park and many other national parks across the country! In this booklet, you will meet many kids from Prince William Forest Park's history. These kids will help you learn about the park and guide you through fun activities along the way! Follow the instructions of each junior ranger guide, then fulfill the oath of the Junior Ranger Corps - *then you can teach others!*



Step One



Come to the park visitor center and talk with a park ranger! There you can pick up your booklet (you can also get it online at www.nps.gov/prwi).

Step Two



Complete as many activities that you can in this booklet. (As a suggestion, if you are seven and under, complete at least four activities, and if you are eight and over, complete at least six activities).

Step Three



Bring your booklet back to the visitor center and take the Junior Ranger oath to get your badge and certificate signed!

Important Symbols

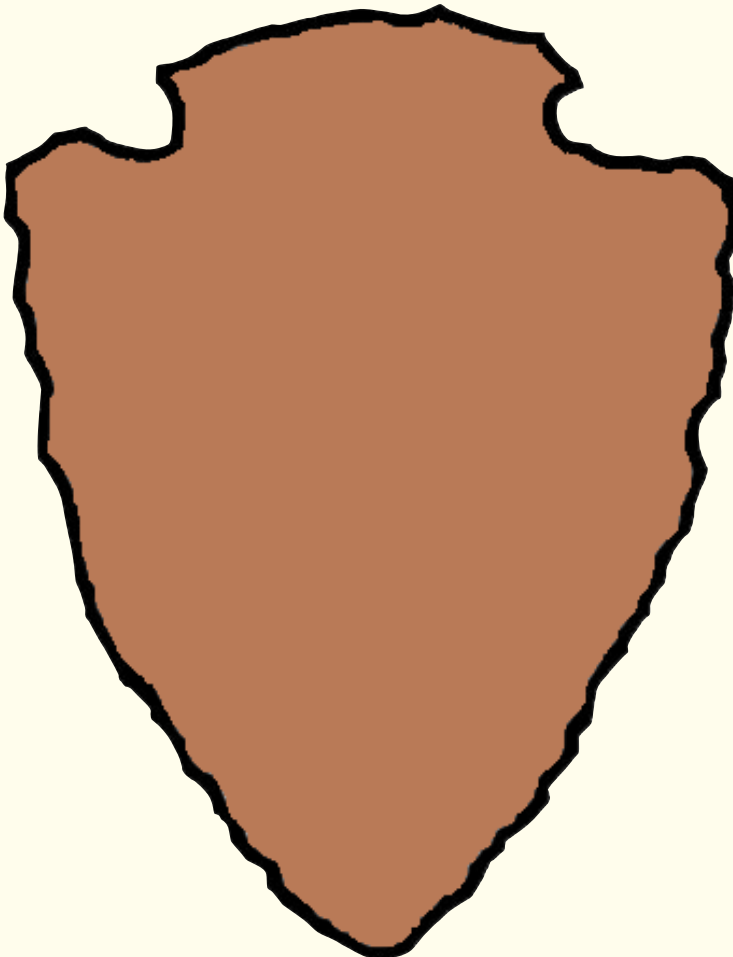
Hi kids! I'm Ranger Sally! I'm one of your Junior Ranger guides. To be a true Junior Ranger, it is very important to learn what national parks protect.

Have you noticed the "arrowhead" patch that all National Park Service rangers wear on their left arm? It contains symbols that represent the special things rangers help protect.

Oh no! Someone has taken the symbols from this arrowhead! While I look for clues, you can find an arrowhead in the park and draw in the symbols that are missing. Then make a list of what special resource each symbol represents. I've listed the first one for you!



Draw the missing symbols here...



...and make your list here!

Arrowhead = history

Bird Songs

Tra-la-la! I'm Kathy. I was one of the thousands of kids who went to summer camp here as early as the 1930s. I love to sing, just like the birds in the forest. I sing because it's fun, but I wonder why the birds sing?

What next... Learn more about the birds at Prince William Forest Park by using the word bank in the box below to answer each of the questions. Remember, use each bird only once.


Good luck!



American Redstart
Yellow-throated Vireo
Whip-poor-will

Louisiana Waterthrush
Ovenbird

Ruby-throated Hummingbird



Acadian Flycatcher
Scarlet Tanager
Hooded Warbler
Wood Thrush
Northern Parula Warbler
Worm-eating Warbler

1. The names of songbirds can help teach us geography! Which three birds have names that tell us which state, country, or region they live in?

2. Bird names can also tell us if they like to live in a forest or wetland. Can you pick out which songbird lives in a forest?

3. Some birds are named because of the way they build their nest. There is one bird whose nest looks similar to an oven. Can you find this bird?

4. Two birds have names telling us what they like to eat. Which birds are these?

5. There are four birds that have names that describe their color or appearance. List them below.

6. Birds are often named for their songs or calls. Which of the birds 'says' its own name over and over again?

Doeg Scavenger Hunt



Hi there! I'm a *weroansqua*. That means I'm the female chief of the Doeg tribe. If my brother were chief, we would call him the *weroance*. Our tribe used to camp, hunt, and gather food at the park. We would also sometime quarry rock to use in our hunting tools.

Let's take a walk! There are many wonderful things you can find in the park. Much of what you see on a walk today is similar to what I enjoyed finding when my mother and I lived here in the 1600s.

Listed below are items that have been in this area since American Indians started hunting here over 10,000 years ago. Take a walk from the visitor center down the Piedmont Forest Trail or the Laurel Loop Trail and see if you can find the items below. Check the box beside the item when you find it. Remember to always leave everything where you found it so the next person can discover it too!

Start with these items:

- an animal track.
- a seed. Where do you think it came from? _____
- a natural sound. What was the sound? _____
- a leaf. Draw the leaf in the space below.
- a bright color.
- a smell.
- an animal.

Now try to find something...

- younger than you.
- older than you.
- bigger than you.
- smaller than you.
- smooth.
- soft.
- hard.



What was your favorite thing to see in the forest today and why was it your favorite? _____

Busy Beavers

My name is Tracker Dan! In the 1700s, animal trackers like me roamed across the colony of Virginia in search of beaver furs. Unfortunately, we trapped so many beavers that by the time the United States became a country there were almost no beavers left east of the Mississippi River.

Beavers are a very important part of the Quantico Creek watershed and were reintroduced to here in the 1950s. National parks protect all kinds of wildlife like beavers.



Beavers do many of the same things people do, but not in the same way. They can't go to the store to get their food or use a hammer and nails to build their houses. Beavers find everything they need to survive in the forest.

Complete the sentences below using the choices provided.

1. A beaver's _____ is like a person's _____



Lodge

2. A beaver eats _____ like people eat _____



Trees

3. A beaver's _____ acts like a person's _____



Fur

Word Choices

Foot
Earrings
Food
Harmonica
House
Toothpaste
Raincoat
Honeycomb

Now complete the sentences by unscrambling the jumbled words

Busy VAEBERS are members of the rodent family. _____

They build MADS that help filter TAWER. _____

Beaver ponds provide good habitat for many animals including GOFRS. _____

Their DEBWEB back feet are very helpful for MIMINGSW. _____

They can stay RUDEN water for up to fifteen minutes. _____

Baby beavers are called STIK. _____

They build their DOLGES out of branches and DUM. _____


Mining Maze

Look out! I'm Pyrite Paul! The Cabin Branch Pyrite Mine operated from 1889 to 1920. Pyrite (pronounced *pie-right*) is sometimes called "Fool's Gold." The pyrite was "roasted" for sulfur, an important ingredient in making paper, rubber, medicines, and explosives. Many local residents worked in the mine, including kids!

It's very dark underground in the mines. Can you help me find my way out? Watch out for hazards of mining, it can be a dangerous job!



Start



Finish

***Bonus:** Take a hike! Drive to parking lot "D" and hike down the Pyrite Mine Road to the Cabin Branch Mine Trail to see the foundations of the old pyrite mine!

Join the Civilian Conservation Corps



Hi, I'm Joe! I just enrolled in the Civilian Conservation Corps (also known as the CCC).

From 1935-1942, the CCC built Chopawamsic (*chop-ah-wahm-sick*) Recreational Demonstration Area, which in 1948 became Prince William Forest Park. The CCC built five cabin camps, dams, lakes and bridges in the park - many of which are still in use today.

Now it's time for you to sign up. Fill out this special application to join today!

Application for Enrollment in the Civilian Conservation Corps

For Official Use

Date: _____
Local Agency: NPS
City or Town: Triangle, VA

What is your name? _____
Do you live on a farm? _____
How tall are you? _____
How much do you weigh? _____
How old are you? _____
Are you married? _____
Are you a US citizen? _____
What is your gender? _____
Are you employed? _____
How much do you earn/week? _____
How many years of schooling do you have? _____
How many brothers & sisters do you have? _____
What do your father & mother do?

How many rooms are in your home? ____
Do you have running water? _____
Do you have an ice box? _____
Do you have a telephone? _____

Sample Application for Enrollment in the Civilian Conservation Corps

For Official Use

Date: *July 6, 1936*
Local Agency: *Chopawamsic RDA*
City or Town: *Dumfries*

What is your name? *Joe Doe*
Do you live on a farm? *Yes*
How tall are you? *5 ft. 8 in.*
How much do you weigh? *145 lbs.*
How old are you? *18*
Are you married? *No*
Are you a US citizen? *Yes*
What is your gender? *Male*
Are you employed? *No*
How much do you earn/week? *\$8.00*
How many years of schooling do you have? *6*
How many brothers & sisters do you have? *4*
What do your father & mother do?
farmer, housewife
How many rooms are in your home? *6*
Do you have running water? *No*
Do you have an ice box? *No*
Do you have a telephone? *No*

Welcome to Camp



Hi, I'm Francie and welcome to summer camp at Prince William Forest Park! Five different cabin camps were built here to give kids from the Washington, D.C. area a place to go to summer camp. They were built for health and happiness! Now you too can design your own camp.

Write the name of your camp on the camp banner. Then draw buildings and items to fill your camp with (i.e. cabins, campfires, picnic tables, ballfields, etc.). Under each cabin, write what activities your summer campers will enjoy here!

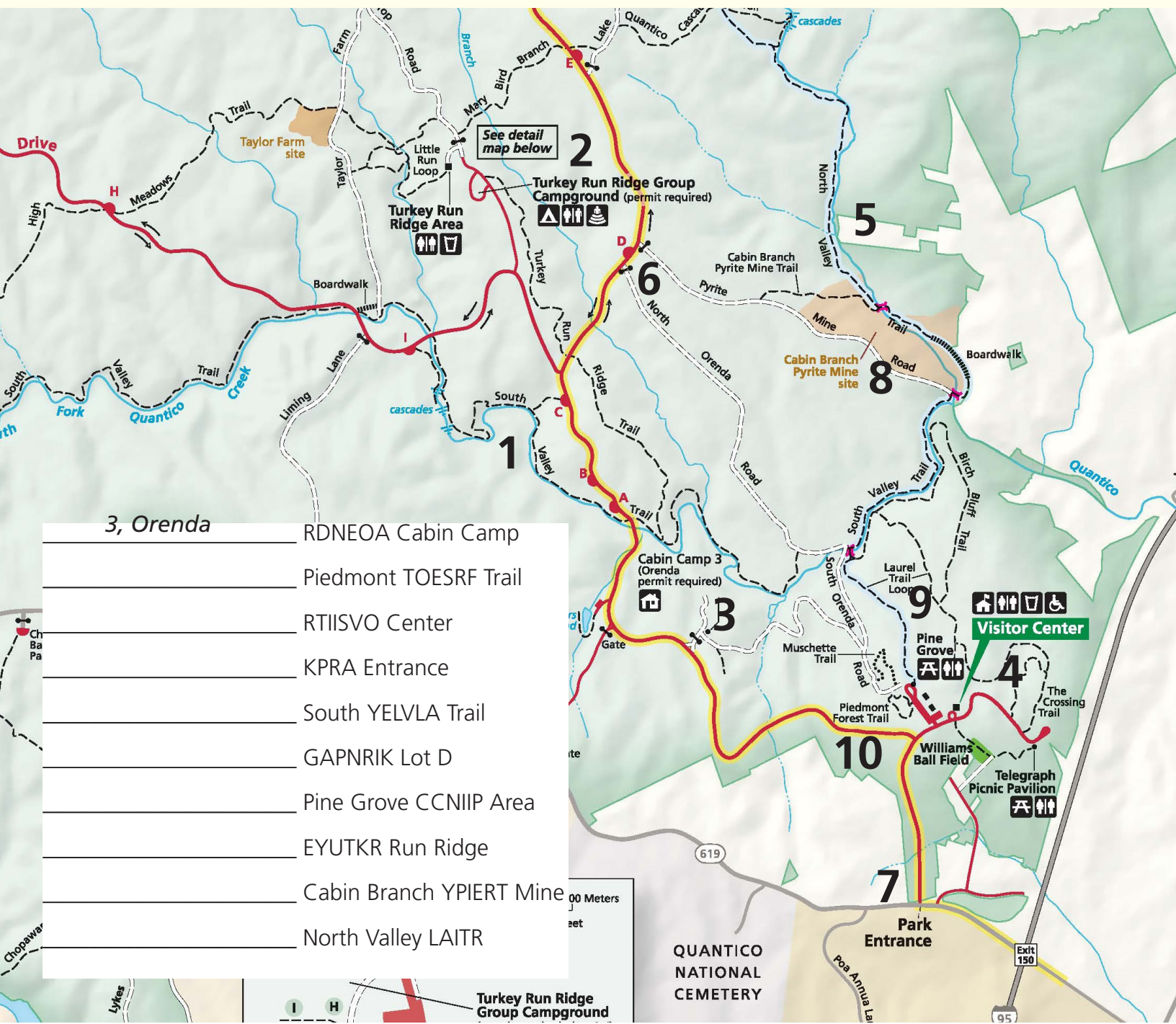
WELCOME TO CAMP _____

Become a Spy

This is Agent Jack coding in! I'm from the Office of Strategic Services (OSS). I was trained here during World War II. I learned how to use Morse Code, hide my identity, and find my way in the woods. A good spy must be cool-headed, fast-thinking, and have good observation skills. They are also prepared for anything and never go anywhere without water, a map, and a first-aid kit!



Do you have what it takes to be a spy? Help Agent Jack find places on his map. Unscramble the place names, then record the number of each location next to its name in the map legend. (The first one has been done for you.)



- 3, Orenda _____ RDNEOA Cabin Camp
- _____ Piedmont TOESRF Trail
- _____ RTIISVO Center
- _____ KPRA Entrance
- _____ South YELVLA Trail
- _____ GAPNRIK Lot D
- _____ Pine Grove CCNIIP Area
- _____ EYUTKR Run Ridge
- _____ Cabin Branch YPIERT Mine
- _____ North Valley LAITR

Turkey Run Ridge Group Campground

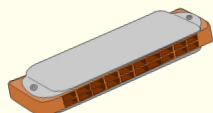
Listening to History

Howdy y'all, I'm Jesse! Did you know there are many ways to learn about history? For example, did you know that history can be studied by listening to music? Songs can teach us about people and their feelings about things like family, work, war, and religion.

For hundreds of years, many people called what is now Prince William Forest Park "home." Native Americans, Civil War soldiers, farmers, the OSSers, CCCers, miners, church-goers, and school children all left their mark on this land. We can learn a lot about their way of life and their troubles and experiences by listening to the songs they sang. Read along to each set of song lyrics. Using the list of people below and what you know about park history, help Jesse figure out who may have sung each song.



They used to tell me I was building a dream,
And so I followed the mob,
When there was earth to plow,
Or guns to bear,
I was always there right on the job.
They used to tell me I was building a dream,
With peace and glory ahead,
Why should I be standing in line,
Just waiting for bread?
Once I built a railroad, I made it run,
Made it race against time.
Once I built a railroad; now it's done.
Brother, can you spare a dime?
Once I built a tower, up to the sun,
Brick, and rivet, and lime;
Once I built a tower, now it's done.
Brother, can you spare a dime?



There's a man who leads a life of danger,
To everyone he meets, he stays a stranger
With every move he makes
Another chance he takes
Odds are he won't live to see tomorrow.

Secret agent man, secret agent man
They've given you a number
And taken away your name.

Who sang it? _____


Word Bank

CCC Boy
Pyrite Miner
OSS Recruit

Great Depression Farmer
Railroad Hobo
Baptist Minister

We were down, But never down and out
We were lost, But never lost in doubt
We were broke, But we were never broken
Got on the March, In March and April '33
Bent our backs, Back from poverty
And became a generation
That led a Nation to believe
My Land, I've held you in my hands
In ways, you still can see
Your mountains to the shore
Civilian Conservation Corps
My Land, and the CCC.

Who sang it? _____



Come and listen you fellows, so young and so fine,
And seek not your fortune in the dark, dreary mines.
It will form as a habit and seep in your soul,
'Til the stream of your blood is as black as the coal.
It's dark as a dungeon and damp as the dew,
Where danger is double and pleasures are few,
Where the rain never falls and the sun never shines
It's dark as a dungeon way down in the mine.

Who sang it? _____

We mean to make things over,
We are tired of toil for naught
With but bare enough to live upon
And ne'er an hour for thought.
We want to feel the sunshine
And we want to smell the flow'rs
We are sure that God has willed it
And we mean to have eight hours;
We're summoning our forces
From the shipyard, shop and mill

Eight hours for work,
Eight hours for rest
Eight hours for what we will;
[Repeat]

Who sang it? _____



Amazing Grace, how sweet the sound,
That save a wretch like me...
I once was lost but now am found,
Was blind, but now, I see.

T'was Grace that taught...
My heart to fear,
And Grace, my fears relieved.
How precious did that Grace appear...
The hour I first believed.

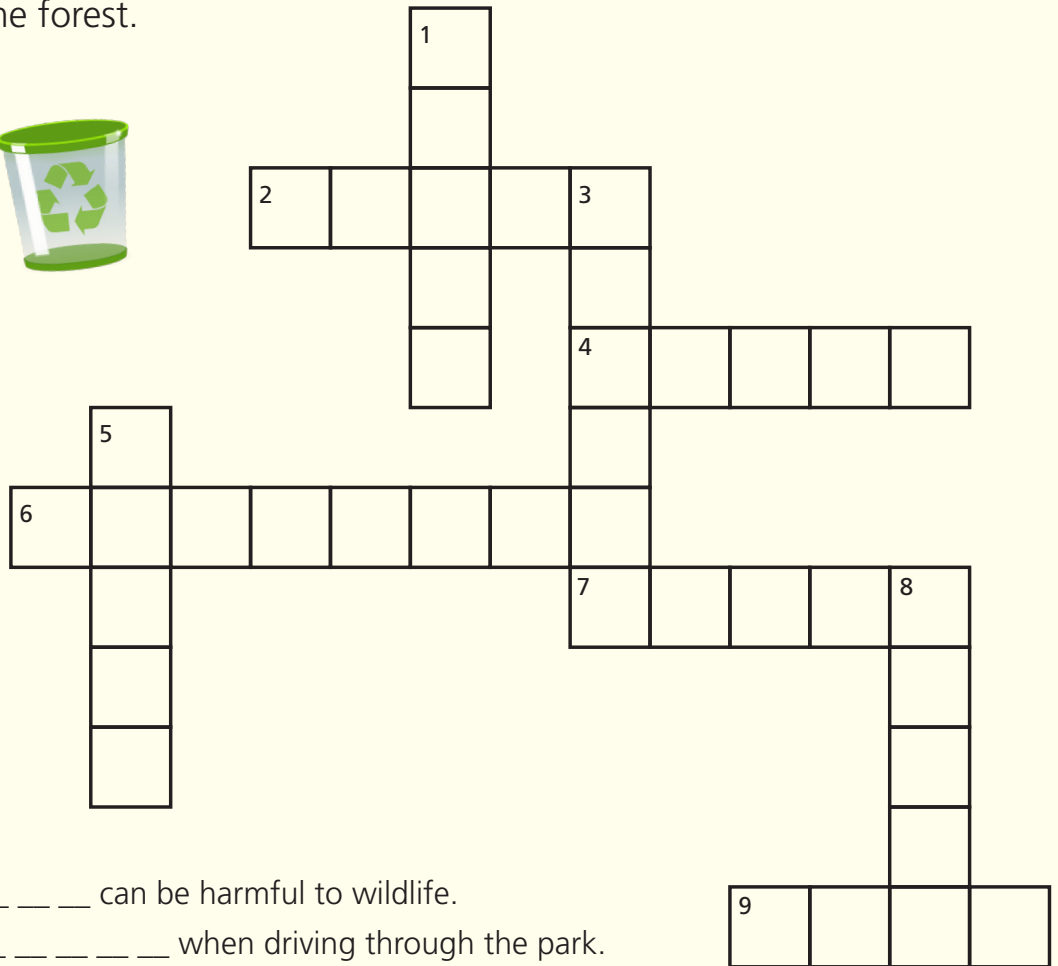
Who sang it? _____

Leave No Trace

Lookout kids! I'm Agent Janey. I trained here with the Office of Strategic Services (OSS) to become a spy. One of the first spy lessons I learned here was how to be invisible. Wherever we went, we left no evidence that we were ever there.



It's also important to remember to leave no trace when hiking or camping in national parks like Prince William Forest Park. "Leave No Trace" means that you enjoy a place without leaving behind any evidence that you've been there. Complete the activity below to learn how to leave no trace in the forest.



Across

2. Don't litter - your _____ can be harmful to wildlife.
4. Obey the posted speed _____ when driving through the park.
6. Be sure to put out the hot ashes of your _____ completely.
7. When hiking, always stay on the _____.
9. Watch out for _____ and other wildlife on the roads.

Down

1. Always keep your dog on a _____.
3. Always wear a _____ to protect your head when riding your bike.
5. Plan ahead and always carry drinking _____.
8. If you find a baby animal, it's best to _____ it where you found it.



When you've completed the book, head to the park visitor center to receive your badge. To learn more about the Junior Ranger Program and earn more badges, scan the QR code below or visit <https://www.nps.gov/kids/junior-rangers.htm>



210

Prince William Forest Park

National Park Service
U.S. Department of the Interior

Prince William Forest Park
18100 Park Headquarters Road
Triangle, VA 22172

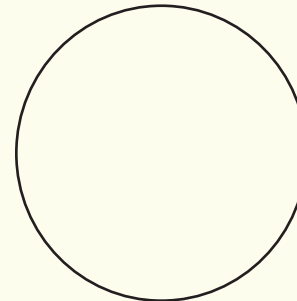


I _____ promise to protect and preserve the plants, animals, and history of the park. I will share what I have learned with others, pick up trash when I see it, and continue exploring Prince William Forest Park and other national parks.

This certifies that



is an official Junior Ranger through the completion of all required activities at Prince William Forest Park.



Park Ranger Signature